


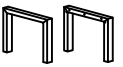





ASSEMBLY INSTRUCTION

ITEM # : 313-HO107

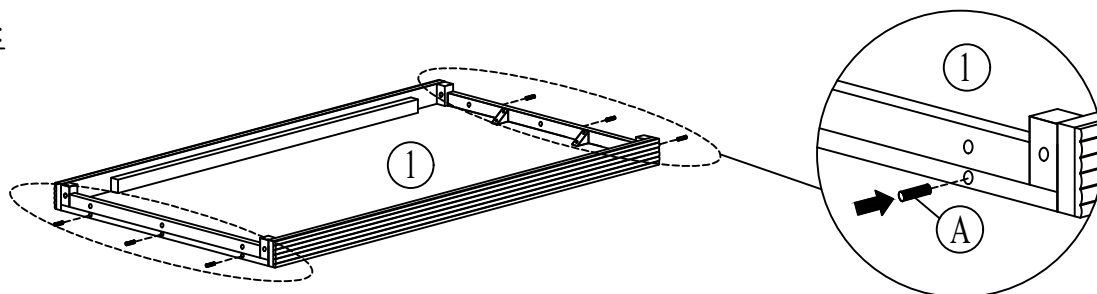
DESCRIPTION : WRITING DESK

Thank you for purchasing this quality product. Be sure to check all packing material carefully for small parts which may have come loose inside the carton during shipment. Identify and count all parts and compare with the parts list below:

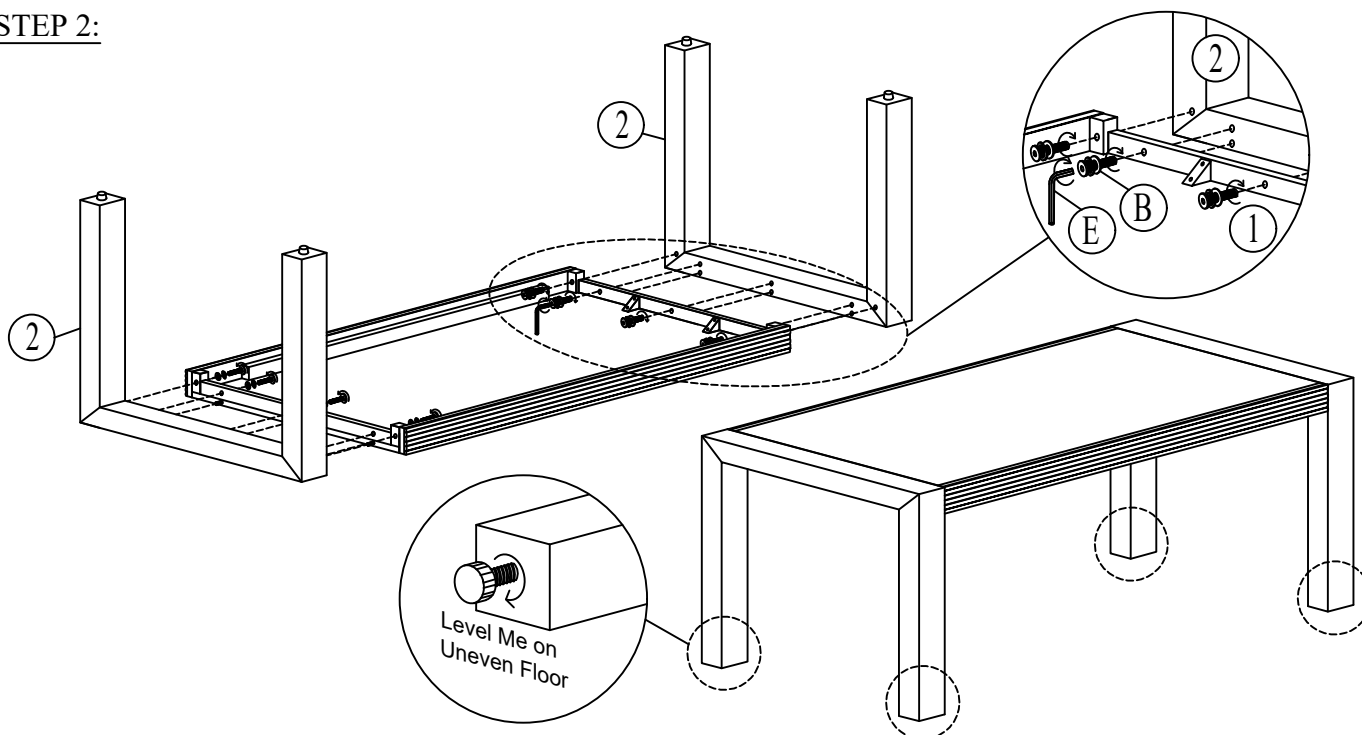
Component List			
NO.	Descriptions		Qty.
1	Top Panel		1
2	LEGS		2

Assembly Hardware Pack				
NO.	Descriptions			Qty.
A	Wood Dowel	M8 X 30mm		6
B	NYLOCK JCBC (M6) with Spring Washer and Washer	M6 X 45mm (BLK)		10
C	L Key	M4		1

STEP 1:



STEP 2:



ASSEMBLY TIPS:

1. Remove hardware from box and sort by size.
2. Please check to see that all hardware and parts are present prior start of assembly.
3. Please follow attached instructions in the same sequence as numbered to assure fast and easy assembly.

WARNING!

1. Don't attempt to repair or modify parts that are broken or defective. Please contact the store immediately.
2. This product is for home use only and not intended for commercial establishments.